
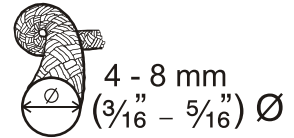


CL265 Kitesurf Bar cleat

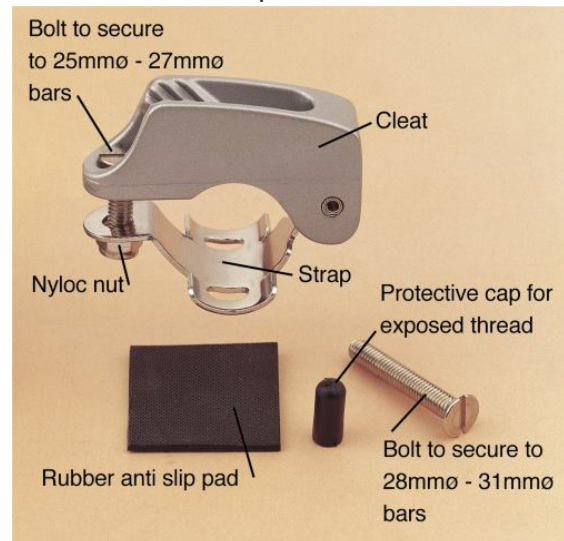
The CL265 fits onto Kitesurf bars for tensioning brake lines. It is also expected to have other uses where a cleat is required on a tube.

Features:

- Suitable for any bar with fixed or offset leader line adjustment.
- Brake line can be adjusted without taking your hands off the bar.
- Fixings supplied for a range of current sizes of bar; 25 - 31mm Ø (1" - 1 3/16" Ø)
- Can be rigged in 2 different ways. Fitting instructions supplied.
- Manufacturers need only buy the parts they need.



Alloy cleat, with Silver or Hard Anodised finish. Stainless steel strap, nut and bolts.



Packaging. **Bulk:** CL265/L (silver) & CL265AN/L (hard anodised):
 Box of 50 cleats, plus strap, plus other parts as required.
Retail: CL265/R. CL265AN/R. Header card/polybag containing
 one cleat, strap, rubber packer, nut, 2 bolts, bolt cap & instructions.
 10 retail packs per box.